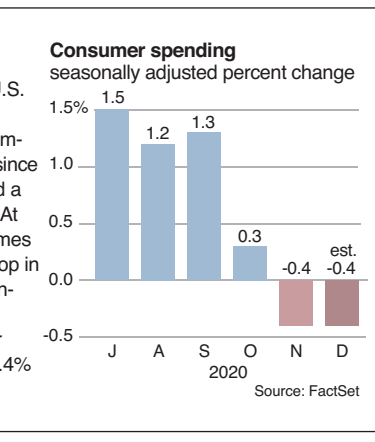


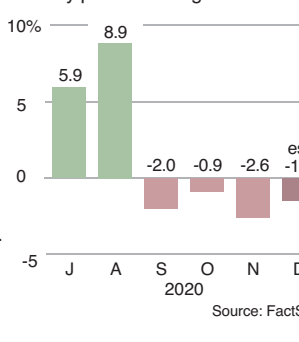
**Eye on consumers**  
 The Commerce Department issues its December tally of U.S. consumer spending today. Spending fell 0.4% in November, the first monthly decline since April as Americans confronted a newly resurgent coronavirus. At the same time, personal incomes fell 1.1%, marking the third drop in four months as various government relief programs expired. Economists project consumer spending declined again by 0.4% last month.



**Dig this**  
 Wall Street expects that Caterpillar closed out 2020 with another downbeat quarter. Analysts predict the construction equipment company's fourth-quarter earnings and revenue declined from a year earlier. That would echo the company's results in its previous three quarters. Caterpillar has been struggling with a sharp decline in sales as the pandemic throttles demand for construction equipment and a trade war with China continues to create headwinds.



**Home sales bellwether**  
 A gauge of contracts signed to buy homes is expected to point to a seasonal pullback in what has been a solid U.S. housing market. The National Association of Realtors serves up its December pending home sales index today. Economists predict the index fell 1.5% last month. Contract signings are a barometer of finalized purchases over the next two months. The number of Americans who signed contracts to buy homes declined 2.6% in November.

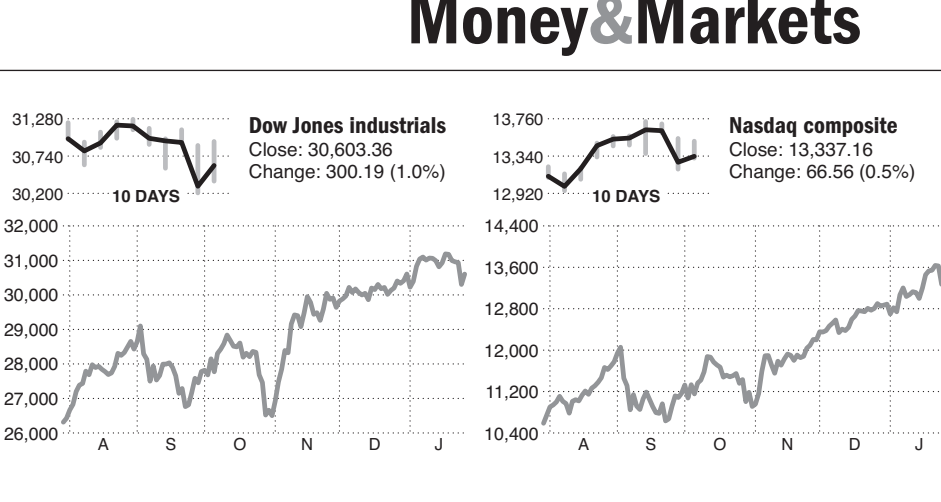


Closing price for Thursday, January 28, 2021

**Story Stocks**  
 Stocks closed broadly higher on Wall Street Thursday, helping the market recoup some of its losses a day after its biggest pullback in nearly three months. The S&P 500 rose 36.61 points, or 1%, to 3,787.38, lifting the benchmark index out of the red for the year.

**Tesla** TSLA  
 Close: \$835.45 ▼ -28.73 or -3.3%  
 The electric car maker's fourth-quarter profit fell short of Wall Street forecasts.

**Comcast** CMCSA  
 Close: \$51.60 ▲ 3.18 or 6.6%  
 The owner of NBC's fourth-quarter profit and revenue beat analysts forecasts.



**Interest rates**

TREASURIES	LAST	PVS	NET CHG	1YR AGO
3-month T-bill	.07	.08	-0.01	1.56
6-month T-bill	.08	.09	-0.01	1.56
52-wk T-bill	.08	.09	-0.01	1.50
2-year T-note	.12	.12	...	1.40
5-year T-note	.42	.41	+0.01	1.41
7-year T-note	.75	.72	+0.03	1.51
10-year T-note	1.03	.99	+0.04	1.59
30-year T-bond	1.82	1.78	+0.04	2.05

CONSUMER RATES	NAT'L AVG	WK AGO	6MO AGO	1YR AGO
48 month new car loan	4.02	4.02	4.02	4.27
Money market account	0.10	0.10	0.20	0.26
1 year CD	0.36	0.34	0.39	0.46
\$30K Home equity loan	4.75	4.75	4.76	5.21
30 year fixed mortgage	2.86	2.88	2.87	3.09
15 year fixed mortgage	2.34	2.35	2.35	2.73

**Stocks Recap**

	HIGH	LOW	CLOSE	CHG	%CHG	YTD
DOW	30,951.41	30,377.19	30,603.36	+300.19	+0.99%	-0.01%
DOW Trans.	12,569.85	12,349.31	12,404.96	+127.92	+1.04%	-0.82%
DOW Util.	866.16	844.62	853.22	+8.85	+1.05%	-1.32%
NYSE Comp.	14,767.55	14,487.73	14,669.52	+181.79	+1.25%	+1.00%
NASDAQ	13,507.64	13,316.52	13,337.16	+66.56	+0.50%	+3.48%
S&P 500	3,830.50	3,755.75	3,787.38	+36.61	+0.98%	+0.83%
S&P 400	2,403.09	2,367.26	2,388.21	+20.95	+0.89%	+3.54%
Wilshire 5000	40,541.88	39,790.19	40,127.06	+336.87	+0.85%	+1.70%
Russell 2000	2,138.20	2,094.78	2,106.61	-2.09	-0.10%	+6.67%

# Cryptocurrency for ransom

If you want to track crime, the old maxim says, follow the money. On the internet, that means watching Bitcoin and other cryptocurrencies. Cybercriminals use them to try to mask money movement; they processed at least \$10 billion last year.

For 2020, cryptocurrency records illustrate the surge in ransomware attacks that have plagued healthcare, local governments, private-sector companies and even elementary schools. The COVID-19 pandemic has forced many people to work from home, inevitably making cybersecurity more lax.

Cryptocurrency received by criminal accounts from ransomware crime — where attackers scramble an organization's data until it coughs up a payment in return for a software key to decode it — was up more than 300% last year from 2019, according to the cybersecurity transaction-tracking firm Chainalysis. No other category of cryptocurrency-based crime rose so dramatically.

Ransomware amounted to just under \$350 million of the cryptocurrency that Chainalysis could confirm was received by criminal addresses, the company said. Scams and darknet market sales — mostly illegal drugs — still accounted for bigger chunks.

**Ransoms netted**

**Rise in cryptocurrency volume by crime type**

Source: Chainalysis 2021 Crypto Crime Report

**American Airlines** AAL  
 Close: \$18.10 ▲ 1.54 or 9.3%  
 The airline's fourth-quarter loss wasn't as severe as Wall Street anticipated.

**ServiceNow** NOW  
 Close: \$554.24 ▲ 37.74 or 7.3%  
 The software company beat analysts' fourth-quarter financial forecasts as billings and subscriptions grew.

**McCormick & Co.** MKC  
 Close: \$91.02 ▼ 3.05 or -3.2%  
 The spices and seasonings company reported weak fourth-quarter financial results and a disappointing profit forecast.

**Stanley Black & Decker** SWK  
 Close: \$180.02 ▲ 6.67 or 3.9%  
 The tool company reported a surge in fourth-quarter profits as the stay-at-home trend bolstered tool sales.

**Commodities**

Energy prices fell, with U.S. crude oil losing 1% and natural gas falling 1.4%. Gold prices fell, but silver jumped more than 2%. In crops, soybean and wheat prices both fell while corn rose.

FUELS	CLOSE	PVS	%CHG	%YTD
Crude Oil (bbl)	52.34	52.85	-0.96	+7.9
Ethanol (gal)	1.53	1.53	...	+6.8
Heating Oil (gal)	1.60	1.61	-0.45	+8.0
Natural Gas (mm btu)	2.66	2.72	-1.40	+4.9
Unleaded Gas (gal)	1.58	1.58	+0.37	+11.2

METALS	CLOSE	PVS	%CHG	%YTD
Gold (oz)	1837.90	1844.90	-0.38	-2.9
Silver (oz)	25.91	25.38	+2.09	-1.6
Platinum (oz)	1072.40	1075.50	-0.61	-0.3
Copper (lb)	3.58	3.56	+0.62	+2.0

AGRICULTURE	CLOSE	PVS	%CHG	%YTD
Cattle (lb)	1.16	1.16	-0.39	+2.7
Coffee (lb)	1.26	1.28	-1.14	+1.7
Corn (bu)	5.35	5.34	+0.09	+10.4
Cotton (lb)	0.80	0.81	-1.13	+2.3
Lumber (1,000 bd ft)	894.00	865.00	+3.35	+2.2
Orange Juice (lb)	1.13	1.14	-1.01	-8.2
Soybeans (bu)	13.53	13.75	-1.56	+2.9
Wheat (bu)	6.47	6.58	-1.71	+1.0

Close and change figures reflect current contract

**Foreign Exchange**

The U.S. dollar weakened versus the British pound and the euro. The dollar also weakened versus the Mexican peso, but strengthened against the Japanese yen.

MAJORS	LAST	CHG	%CHG	1YR AGO
USD per British Pound	1.3741	+0.0055	+0.40%	1.3087
Canadian Dollar	1.2796	-0.0000	-0.00%	1.3170
USD per Euro	1.2132	+0.0033	+0.27%	1.1017
Japanese Yen	104.24	+0.08	+0.08%	109.14
Mexican Peso	20.1747	-0.0920	-0.46%	18.7326

EUROPE/AFRICA/MIDDLE EAST	LAST	CHG	%CHG	1YR AGO
Israeli Shekel	3.2831	+0.0172	+0.52%	3.4540
Norwegian Krone	8.5855	-0.0670	-0.78%	9.1220
South African Rand	15.0810	-1.5511	-10.03%	14.5527
Swedish Krona	8.3246	-0.0374	-0.45%	9.6092
Swiss Franc	0.8878	-0.0015	-0.17%	0.9731

ASIA/PACIFIC	LAST	CHG	%CHG	1YR AGO
Australian Dollar	1.2995	-0.0054	-0.42%	1.4812
Chinese Yuan	6.4495	-0.0341	-0.53%	6.9368
Hong Kong Dollar	7.7524	+0.0003	+0.00%	7.7764
Indian Rupee	72.878	-1.147	-1.57%	71.207
Singapore Dollar	1.3279	-0.0015	-0.11%	1.3583
South Korean Won	1112.35	+3.70	+0.33%	1177.45
Taiwan Dollar	27.99	+0.01	+0.04%	30.09

## Company Spotlight: Stanley investors know the drill

Shares in Stanley Black & Decker had their best day of the year after the toolmaker posted better-than-expected fourth-quarter earnings.

Connecticut-based Stanley, which makes drills, saws, sanders and other tools said sales rose 19% as locked down Americans took home improvement projects into their own hands. Stanley Black & Decker, which also owns the DeWalt and Craftsman brands,

posted earnings of \$3.29 per share, topping Wall Street analysts' projections.

"Our end users, many of them homebased, with time on their hands, discovered and/or rediscovered DIY projects, both indoors and outdoors," said CEO Jim Loree. "We enjoyed a surge in North American retail of a magnitude never before experienced."

Shares in Stanley Black & Decker jumped 3.9% to \$180.02 on Thursday.

**Stanley Black & Decker (SWK)** Thursday's close: \$180.02, +6.67

52-WEEK RANGE: \$70 - \$195   Price-earnings ratio: 30 (Based on past 12-month results)

Total return: SWK -10.2%   1-yr 3.9   3-yrs\* 3.9   5-yrs\* 15.9

Div. yield: 1.6%   Dividend: \$2.80

\*annualized   Source: FactSet

**Stanley Black & Decker** SWK  
 Close: \$180.02 ▲ 6.67 or 3.9%  
 The tool company reported a surge in fourth-quarter profits as the stay-at-home trend bolstered tool sales.

**Stocks of Local Interest**

NAME	TICKER	52-WK RANGE	◇CLOSE	LO	HI	CLOSE	CHG	%CHG	WK	MO	QTR	YTD %CHG	1YR %RTN	P/E	DIV
AMC Entertainment	AMC	1.91	20.36	8.63	-11.27	-56.6	▲	▲	▲	▲	▲	+307.1	-26.0	...	...
AT&T Inc	T	26.08	38.82	28.80	-3.4	-1.2	▼	▼	▼	▼	▼	+0.1	-17.3	19	2.08
American Airlines Gp	AAL	8.25	30.78	18.10	+1.54	+9.3	▲	▲	▲	▲	▲	+14.8	-43.5	0.40	...
Anheuser-Busch InBev	BUD	32.58	76.98	65.02	+1.56	+2.5	▼	▼	▼	▼	▼	-7.0	-15.5	16	1.10e
Apple Inc	AAPL	53.15	145.09	137.09	-4.97	-3.5	▼	▼	▼	▼	▼	+3.3	+80.9	37	...
Bank of America	BAC	17.95	35.45	30.32	+4.9	+1.6	▼	▼	▼	▼	▼	...	-5.6	16	0.72
Bed Bath & Beyond	BBBY	3.43	53.90	33.64	-19.25	-36.4	▲	▲	▲	▲	▲	+89.4	+126.5	dd	0.68
Benchmark Elec	BHE	14.06	36.45	25.37	+2.0	+0.8	▼	▼	▼	▼	▼	-6.1	-28.1	54	0.64
Berkshire Hath A	BRK/A	239,440	354,837	348,220	+4,770	+1.4	▼	▼	▼	▼	▼	+0.1	+2.7	28	...
BlackBerry Ltd	BB	2.70	28.77	14.65	-10.45	-41.6	▲	▲	▲	▲	▲	+121.0	+174.0	...	...
Bottomline Tech Inc	EPAY	27.82	57.22	48.63	+1.11	+2.3	▼	▼	▼	▼	▼	-7.8	-9.1	78	...
Brist Myr Sqb	BMY	45.76	67.80	62.29	+2.7	+0.4	▼	▼	▼	▼	▼	+0.4	+3.3	21	1.96f
Carnival Corp	CCL	7.80	46.97	19.74	+7.6	+4.0	▼	▼	▼	▼	▼	-8.9	-59.6	...	...
Coca-Cola Co	KO	36.27	60.07	49.15	+6.2	+1.3	▼	▼	▼	▼	▼	-10.4	-11.7	25	1.64
Con Edison	ED	62.03	95.10	70.21	-1.33	-1.9	▲	▲	▲	▲	▲	-2.9	-21.7	14	3.10f
Dover Corp	DOV	62.95	130.41	118.00	-0.94	-0.8	▼	▼	▼	▼	▼	-6.5	+7.8	30	1.96
Elbit Systems	ESLT	110.00	163.81	135.10	-3.14	-2.3	▼	▼	▼	▼	▼	+3.3	+16.0	22	1.76f
Eversource Energy	ES	60.69	99.42	89.14	+6.1	+0.7	▲	▲	▲	▲	▲	+3.0	-0.2	29	2.27f
Express Inc	EXPR	0.57	13.97	4.70	-4.85	-50.8	▲	▲	▲	▲	▲	+416.5	-37.1	14	...
Fst Majestic Silver	AG	4.17	14.91	16.86	+2.97	+21.4	▲	▲	▲	▲	▲	+25.4	+30.2	dd	...
Ford Motor	F	3.96	12.15	10.72	-0.7	-0.6	▼	▼	▼	▼	▼	+22.0	+26.0	...	...
FuelCell Energy	FCEL	1.00	24.20	21.98	+4.1	+1.9	▲	▲	▲	▲	▲	+96.8	+108.9	...	...
GameStop Corp	GME	2.57	380.00	193.60	-153.91	-44.3	▲	▲	▲	▲	▲	+927.6	+3325.5	1.52	...
Gen Electric	GE	5.48	13.26	11.09	-2.9	-2.5	▼	▼	▼	▼	▼	+2.7	-3.3	32	0.04
Genius Brands Intl	GNUS	0.05	11.73	1.97	-1.09	-35.6	▲	▲	▲	▲	▲	+42.8	+444.3	...	...
Gran Tierra Engy	GTE	0.18	1.10	.63	+1.5	+32.1	▲	▲	▲	▲	▲	+73.1	-57.8	dd	...
Guardian Health Sci	GHSI	0.17	1.04	.89	+1.3	+16.4	▲	▲	▲	▲	▲	+113.3	+136.3	...	...
HCA Holdings Inc	HCA	58.38	174.55	163.80	+6.78	+4.3	▼	▼	▼	▼	▼	-0.4	+14.7	25	1.07m
HP Inc	HPQ	12.54	26.15	24.87	+0.2	+0.1	▼	▼	▼	▼	▼	+1.1	+15.3	8	0.78f
ICAD Inc	ICAD	5.91	15.49	15.71	+0.22	+4.7	▲	▲	▲	▲	▲	+19.0	+6.4	dd	...
Intel Corp	INTC	43.61	68.09	56.06	+2.48	+4.6	▼	▼	▼	▼	▼	+12.5	-17.4	11	1.39f
Lockheed Martin	LMT	266.11	442.53	327.93	-4.58	-1.4	▼	▼	▼	▼	▼	-7.6	-21.3	40	9.60
Lumen Technologies	LUMN	8.16	16.60	11.91	-3.45	-22.5	▲	▲	▲	▲	▲	+22.2	+6.0	5	1.00
Macy's Inc	M	4.38	22.30	15.57	-2.16										